



## **erwin DI Business User Portal**

### **Mappings Guide**

**Release v10.2**

## Legal Notices

This Documentation, which includes embedded help systems and electronically distributed materials (hereinafter referred to as the “Documentation”), is for your informational purposes only and is subject to change or withdrawal by erwin Inc. at any time. This Documentation is proprietary information of erwin Inc. and may not be copied, transferred, reproduced, disclosed, modified or duplicated, in whole or in part, without the prior written consent of erwin Inc.

If you are a licensed user of the software product(s) addressed in the Documentation, you may print or otherwise make available a reasonable number of copies of the Documentation for internal use by you and your employees in connection with that software, provided that all erwin Inc. copyright notices and legends are affixed to each reproduced copy.

The right to print or otherwise make available copies of the Documentation is limited to the period during which the applicable license for such software remains in full force and effect. Should the license terminate for any reason, it is your responsibility to certify in writing to erwin Inc. that all copies and partial copies of the Documentation have been returned to erwin Inc. or destroyed.

TO THE EXTENT PERMITTED BY APPLICABLE LAW, ERWIN INC. PROVIDES THIS DOCUMENTATION “AS IS” WITHOUT WARRANTY OF ANY KIND, INCLUDING WITHOUT LIMITATION, ANY IMPLIED WARRANTIES OF MERCHANTABILITY, FITNESS FOR A PARTICULAR PURPOSE, OR NONINFRINGEMENT. IN NO EVENT WILL ERWIN INC. BE LIABLE TO YOU OR ANY THIRD PARTY FOR ANY LOSS OR DAMAGE, DIRECT OR INDIRECT, FROM THE USE OF THIS DOCUMENTATION, INCLUDING WITHOUT LIMITATION, LOST PROFITS, LOST INVESTMENT, BUSINESS INTERRUPTION, GOODWILL, OR LOST DATA, EVEN IF ERWIN INC. IS EXPRESSLY ADVISED IN ADVANCE OF THE POSSIBILITY OF SUCH LOSS OR DAMAGE.

The use of any software product referenced in the Documentation is governed by the applicable license agreement and such license agreement is not modified in any way by the terms of this notice.

The manufacturer of this Documentation is erwin Inc.

Provided with "Restricted Rights." Use, duplication or disclosure by the United States Government is subject to the restrictions set forth in FAR Sections 12.212, 52.227-14, and 52.227-19 (c)(1) - (2) and DFARS Section 252.227-7014(b)(3), as applicable, or their successors.

Copyright © 2020 erwin Inc. All rights reserved. All trademarks, trade names, service marks, and logos referenced herein belong to their respective companies.

## Contact erwin

### Understanding your Support

Review [support maintenance programs and offerings](#).

### Registering for Support

Access the [erwin support](#) site and click Sign in to register for product support.

### Accessing Technical Support

For your convenience, erwin provides easy access to "One Stop" support for [erwin DI Business User Portal \(BUP\)](#), and includes the following:

- Online and telephone contact information for technical assistance and customer services
- Information about user communities and forums
- Product and documentation downloads
- erwin Support policies and guidelines
- Other helpful resources appropriate for your product

For information about other erwin products, visit <http://erwin.com/>.

### Provide Feedback

If you have comments or questions, or feedback about erwin product documentation, you can send a message to [distechpubs@erwin.com](mailto:distechpubs@erwin.com).

### erwin Data Modeler News and Events

Visit [www.erwin.com](http://www.erwin.com) to get up-to-date news, announcements, and events. View video demos and read up on customer success stories and articles by industry experts.

# Contents

---

<b>Legal Notices</b>	<b>2</b>
<b>Contents</b>	<b>5</b>
<b>Mappings</b>	<b>6</b>
Mapping Details	7
Specifications	7
Test Specifications	8

## Mappings

erwin DI Business User Portal (BUP) gives you access to all the mappings. The Mappings grid displays all the mappings and you can easily navigate through the grid using advanced filtering mechanisms to find the required mapping. You can view mapping details with additional mapping information and analyze each mapping specification by viewing source, target, and transformation details. You can also view test specifications related to mappings.





To view the Mappings list in grid view, on the menu, click **Mappings**.


The Mappings grid appears.

Mappings								Filter and Export	
Project/Subject Hierarchy	Mapping	Mapping Version	Published?	Source System/Env	Source Table Name	Source Column Name	Data Type		
CRD - Data Catalog	<a href="#">Staging To Data Warehouse</a>	1	N	Staging/Stage	POSDET	<a href="#">MAL</a>	Numeric		
CRD - Data Catalog	<a href="#">Data Warehouse To Data Mart</a>	1	N	Data Warehouse/Valuation	Holding	<a href="#">MV</a>	Numeric		
CRD - Data Catalog	<a href="#">Hedge Fund Accounting To Order Managemnet</a>	1	N	Hedge Fund Accounting/Holdings	PD	MV	Numeric		
CRD - Data Catalog	<a href="#">IBOR Accounting To Hedge Fund Accounting</a>	1	N	IBOR Accounting/Investor	Position	<a href="#">POS_MV</a>	Numeric		
CRD - Data Catalog	<a href="#">Order Management To Staging</a>	1	N	Order Management/IBOR	POS	<a href="#">MVAL</a>	Numeric		
CRD - Data Catalog	<a href="#">Order Management To Staging</a>	1	N	Order Management/IBOR	POS	<a href="#">PCE</a>	Numeric		

You can click <Mapping\_Name> and <Column\_Name> to view their details.

Refer to the following table for descriptions of options under the Filter and Export section.

Options	Description
	Use this option to search the required mapping information.
	Use this option to download mapping information in the XLSX format.
	Use this option to print mapping information.
	Use this option to select columns that you want to show in a grid. By default, all the columns are selected.

Options	Description
	Use this option to filter mapping information based on the available columns.

## Mapping Details

Mapping details includes additional mapping information, source extract SQL, target update strategy, specification artifacts, and so on.

To view mapping details, in the **Mappings** grid, click <Mapping\_Name>.

Lineage\_Demo/Informatica\_m\_CBDP\_BDM\_CASA

DETAILS
SPECIFICATIONS
TEST SPECIFICATIONS

### Mapping Details

Map Id	Map Name
3	Informatica_m_CBDP_BDM_CASA
Map Description	Map Spec Version
It maps Expression environment with EDW.	1.00
Version Label	Job Name Xref
Beta	
Status	Mapping Sub State
In Progress	Needs Secondary Approval

### Audit Details

Created By
Administrator
Created At
10/24/2019 8:40 AM
Updated By
Administrator
Updated At
06/02/2020 1:29 PM

### Source Extract SQL

SQL Query

Select \* from Account

---

SQL Query Description

It is a select query to extract data from Account table.

### Documents

No documents present

## Specifications

You can analyze mapping specifications and view its source, target, and transformation details.

To access mapping specifications, on the <Project\_Name/Mapping\_Name> page, click the **Specification** tab.

< Lineage_Demo/Informatica_m_CBDR_BDM_CASA								
DETAILS <b>SPECIFICATIONS</b> TEST SPECIFICATIONS								
Mapping Specifications <span>🔍 📄 🖨️ ⏏️ ⌵</span>								
Source System Name	Source System Environ...	Source Table Name	Source Column Name	Business Rule	Extended Business Rule	Lookup On	Lookup Column	Trans Lookup Condition
Informatica	Expression	EXP_CASA	ACCT_OFCR_BUS	ACCT_OFCR_BUS		Acct Atm Status	Acct Prod Source Id	SELECT Acct Atm Status, Acct Cod Coy, Acct Prod Source Id, Cod Acct No, Number of Records FROM Account WHERE Acct Atm Status = EXP_CASA.ACCT_OFCR_BUS
Informatica	Expression	EXP_CASA	ACCT_OFCR_OP	ACCT_OFCR_OP		MAL	PCI	SELECT MAL, PCI, QUANT, FUID, EFFD FROM POSDET WHERE MAL = EXP_CASA.ACCT_OFCR_OP
Informatica	Expression	EXP_CASA	COD_ACCT_NO	COD_ACCT_NO		Acct Cod Coy	Cod Acct No	SELECT Acct Atm Status, Acct Cod Coy, Acct Prod Source Id, Cod Acct No, Number of Records FROM Account WHERE Acct Cod Coy = EXP_CASA.COD_ACCT_NO

## Test Specifications

You can view the test specifications details related with a mapping and view the status of the test case.

To view test specifications, on the <Project\_Name/Mapping\_Name> page, click the **Test Specifications** tab.

<

Lineage\_Demo/Informatica\_m\_CBDR\_BDM\_CASA

DETAILS

SPECIFICATIONS

TEST SPECIFICATIONS

Test Specifications

Test Case Name	Test Case Label	Type of Testing	Description	Priority	Test Case Status
Validating Source Metadata	Alpha	Metadata Testing	The test is to validate data in the source table EXP_CASA.	Medium	Passed

Rows per page: 10

1-1 of 1

<

>

You can use the filter and export options to work on the grid. For more information on the filter and export options, refer to the [table above](#).